Les coccinelles

Cahier de: .....

Année : .....

Ateliers de moyenne et grande section

Inspiration Montessori mais pas que ...

N'hésitez pas à me tagger sur Instagram @cocon_schooling pour que je puisse voir vos jolis ateliers! Vous pouvez utiliser les documents pour vous ou votre classe, mais en aucun cas le contenu doit être partagé, modifié ou revendu. Attention toute utilisation commerciale entrainera des poursuites.
A très bientôt et au plaisir. Tatiana



Aide la coccinelle à rejoindre le puceron

Anatomie de la coccinelle

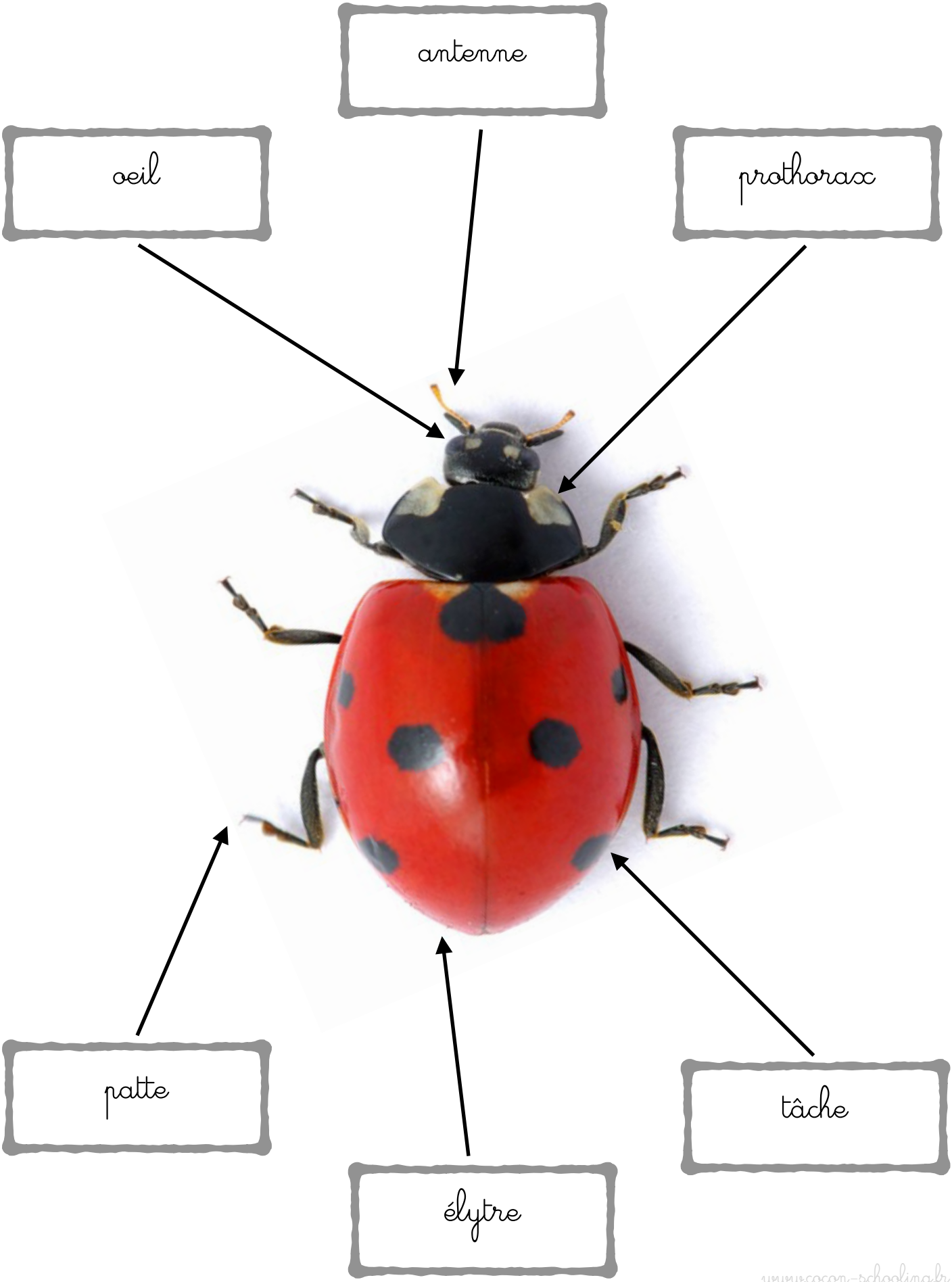

www.cocon-schooling.fr

Anatomie de la coccinelle

www.cocon-schooling.fr

26 +

30 31 32

www.cocon-schooling.fr

32 +

34 35 36

www.cocon-schooling.fr

45 +

45 46 47

www.cocon-schooling.fr

15 -

10 11 12

www.cocon-schooling.fr

24 -

20 21 22

www.cocon-schooling.fr

39 -



31 32 33

www.cocon-schooling.fr



oeil

oeil

www.cocon-schooling.fr



antenne

antenne

www.cocon-schooling.fr



patte

patte

www.cocon-schooling.fr



tâche

tâche

www.cocon-schooling.fr



élytre

élytre

www.cocon-schooling.fr



prothorax

prothorax

cocon-schooling.fr



..... + ... = ...

www.cocon-schooling.fr



..... – ..... = ...

www.cocon-schooling.fr

Cycle de vie de la coccinelle

coccinelle adulte	oeufs
larve	chrysalide

Anatomie de la coccinelle

oeil	antenne	élytre
tâche	patte	prothorax

www.cocon-schooling.fr

Cycle de vie de la coccinelle

coccinelle adulte

chrysalide

oeufs

larve

www.cocon-schooling.fr

Cycle de vie de la coccinelle

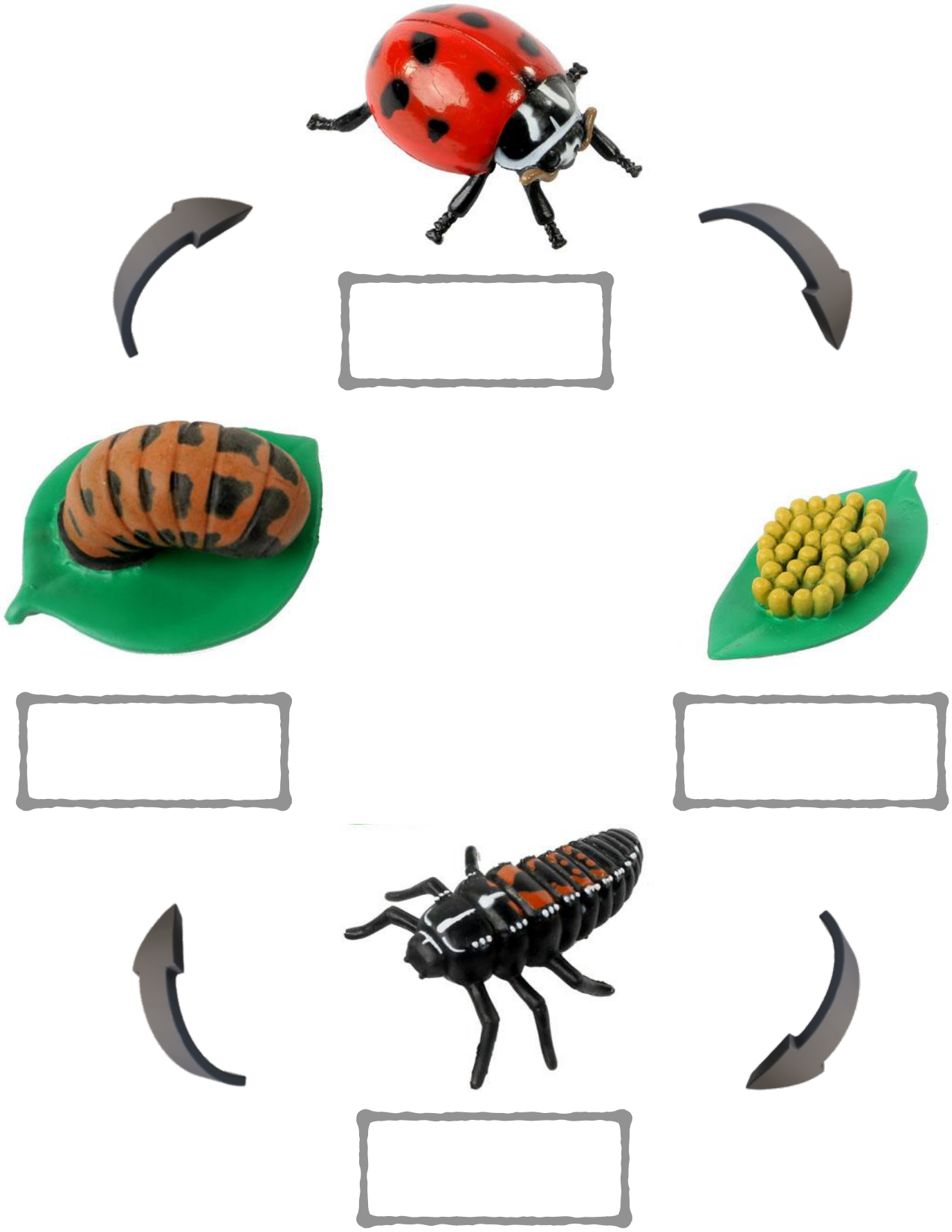

www.cocon-schooling.fr

Mets le bon signe sur les pointillés entre les images puis les nombres

Plus grand que

Plus petit que

Aussi grand que

.....

.....

.....

.....

.....

10 15

27 22

38 38

42 43

59 54

www.cocon-schooling.fr